

PULI 2012
PULI MACHINERY CO., LTD.



WE LIFT UP YOUR FUTURE!





Our current shanghai factory, with 10,000m² working plant, located in shanghai city, near F1 racing center in Jiading District.



PULI MACHINERY CO.,LTD is a leading Chinese Manufacturer with more than 10 years' producing experience specialist in researching, developing and manufacturing automotive service equipments, such as single post lift, two post lift, four post lift, scissor lift and other kinds of auto lifts.

Our factory was currently located in Binghai Industry Zone, Qidong City which conveniently connected with many highways and is just one hour drive to shanghai city. Our manufacturing facility is 30,000 m² in building area and 10,000 for garden and space area.

As one of the fastest growing company in China Automotive Service Equipment industry, we have established an international –wide customers' base with our significant expansion into global markets and have achieved successful business cooperation with customers from more than 30 countries and regions. We have been honored with ISO-9001: 2000 approval by our well-organized in administrative management and production arrangement. Most of our products were under CE certificate.

We will devote our efforts to catching the step of a keep-on-gonging global market and we warmly welcome you come to visit our factory!



We have built a new standardized factory of 40,000 m² in Qidong City, which is about 60-minutes driving to shanghai. It has a good transport system. You are welcome to visit our factory.



Digital machine tool for plate material



Digital machine tool for plate material



Digital cutting equipment for plate material



Digital cutting equipment for plate material



Welder machine (Panasonic)



Shot blasting equipment



Fatigue test and Comeos works mechanical analysis



Total mold tooling



Quality of management control



Quality of management control

Contents

PULI MACHINERY CO.,LTD.



MOTORCYCLE LIFT

PL-MO1/PL-MO2	P5
---------------	----

SINGLE POST LIFT

PL-S2.5T	P6
----------	----

TWO POST LIFT


PL-3.5-2B/PL-4.0-2B	P7
PL-3.5-2D/PL-4.0-2D	P8
PL-3.5-2E/PL-4.0-2E	P9
PL-3.8-2A	P10
PL-4.0-2A	P11
PL-4.0-SW	P12
PL-3.5-2DT/PL-4.0-2DT	P13
PL-4.0-2ET	P14
PL-5.0-2ET	P15

FOUR POST LIFT

PL-F35/F40/F50	P17
PL-FS35/FS40/FS50	P18

SCISSOR LIFT

PL-H30	P20
PL-Z30	P21
PL-B30/B30Y	P22
PL-E30/E35	P23
PL-E30L/E35L	P24
PL-D35G	P25
PL-P35/P45/P55	P26
PL-C35/C45/C55	P27
PL-Y35	P28
PL-D35/D45/D55	P29
PL-D35B/D40B	P30
PL-X20D/X30D PL-X20S/X30S PL-X20Q/30Q	P31



SINGLE & TWO POST LIFT
MOTORCYCLE LIFT

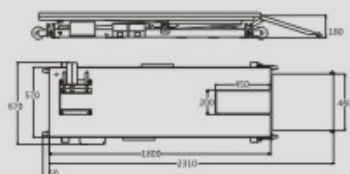
MOTORCYCLE LIFT PL-M01

MOTORCYCLE LIFT PL-M02

Ideal choice for quick motorcycle tire service and body related services, more convenient usage and more safe on consumption.

Technical Data :

Lifting Capacity	300 (1102)Kg(lb)
Lifting Height	1200 (47)mm(")
Platform Height	180 (7)mm(")
Platform Length	1800(70.9) mm(")
Platform Width	570(22.4)mm(")
Lifting Speed	≤30(s)
Dropping Speed	≤30(s)
Width	670(26.4) mm(")
Length	2360(92.9)mm(")



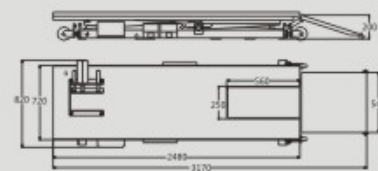
PL-M01

Features:

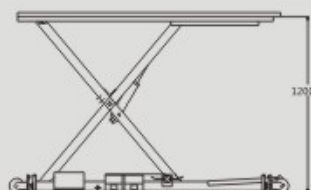
1. Convenient use and easy remove, convenient for tyre operation and wheelbase maintenance.
2. Only 100mm height to lift , suitable for all kinds of motorcycle.

Technical Data :

Lifting Capacity	500 (1102)Kg(lb)
Lifting Height	1200 (47)mm(")
Platform Height	200 (7.9)mm(")
Platform Length	2480 (97.6)mm(")
Platform Width	720 (28.3)mm(")
Lifting Speed	≤25(s)
Dropping Speed	≤25(s)
Width	820 (32.3)mm(")
Length	3170 (124.8)mm(")



PL-M02



PL-M01/PL-M02

2500KGS Movable Hydraulic Post Lift (Manual Release)

Model	PL-S2.5T
Lifting capacity	2500kgs
Lifting Height	1800mm
Motor	3kw
Power Supply	220V/50HZ/3PH, 380V/50HZ/3PH
Net Weight	780kgs
Dimension	2650×1650×1250mm
Loading qty	25pcs/20"ctnr if max. Weight permitted



Features

STRONG

1. 5mm "international standard" column steel plates.
2. 8mm brace arm and 6mm Internal sliding column, never deform.
3. Wearable, Anti-High temperature, high strength oiliness macromolecule nylon slide block.
4. Require no less than 150mm cement on the ground, At least C25.

SAFETY

5. Double safe Antiskid device, from Column ladder safe to close protection by dynamic hydraulic pressure, Ensure double safe stay for vehicle.
6. Equipped crash-proof pad to protection car door
7. Endure Max 5 T destructive testing , fulfill 3.5T/4T actual working conditions.
8. Chain style pulling device , make the security parameter up to 5 times.

QUALITY

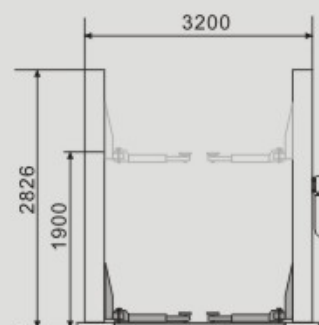
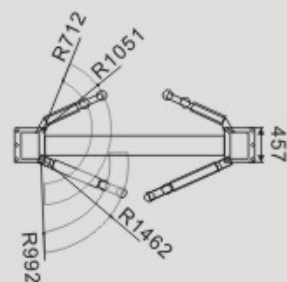
9. Total Mold tooling technology, to ensure the conformity of both many a holes and welding places.
10. Digital control raw materials processing center ensure the product consistency.

POWER

11. Double cylinder dynamic hoist drive device, capacity is more than 3.5T/4T.
12. optional revolving support leg and connected sleeve support leg
13. Gum rubber support leg pad, the durability 3 times higher than the common materials
14. Aluminum pump system.
15. Mechanical lowering control hydraulic pressure configuration. Simple, durable and reliable.



Model	PL-3.5-2B	PL-4.0-2B
Structure	floor plate	floor plate
Capacity (kg)	3500	4000
Lift height (mm)	1800	1800
Rise time (s)	50	52
Drop time (s)	22	22
Power of motor (kw)	2.2	2.2
Power supply (v)	380/220	380/220
Machine Height (mm)	2826	2826
Machine Width (mm)	3200	3200
Frame Width (mm)	3420	3420



TOW POST LIFT WITH FLOOR PLATE (Manual release)

PL-3.5-2D/PL4.0-2D

» Features

STRONG

1. 5mm "international standard" column steel plates.
2. 8mm brace arm and 6mm Internal sliding column, never deform.
3. Wearable, Anti-High temperature, high strength oiliness macromolecule nylon slide block.
4. Require no less than 150mm cement on the ground, At least C25.

SAFETY

5. Double safe antiskid device, from column ladder safe to close protection by dynamic hydraulic pressure, single side manual release, ensure double safe staying for vehicles.
6. ABS Control box, 24V operation system, manual lock release for emergency lowering valve.
7. imported PLC weak electricity control board, Energy saving 4%, endurance 5 times higher.
8. adopt electromagnet release, more safer and reliable
9. adopt twin arms winding oil pipe, oil pressure safety up to 5 times.
10. Equipped crash-proof pad to protection car door.

11. optional revolving support leg and connected sleeve support leg
12. Gum rubber support leg pad, the endurance 3 times higher than the common materials
13. equipped dust cover, enhance the life time of steel rope and chain
14. Endure Max 5 T destructive testing , fulfill 3.5T/4T actual working conditions.
15. Chain style pulling device.

QUALITY

16. Total Mold tooling technology, to ensure the conformity of both many a holes and welding places.
17. Digital control raw materials processing center ensure the product consistency.

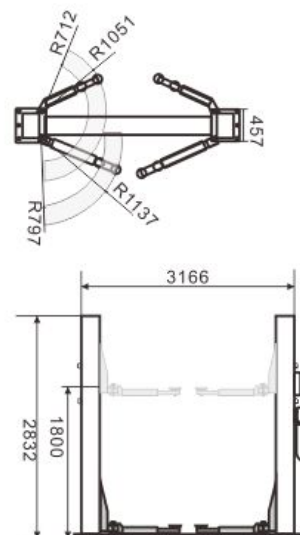
POWER

18. Double cylinder dynamic hoist drive device, capacity is more than 3.5T/4T.
19. Aluminum pump system.



Outside figure of Simple CE Electric Control Box

Model	PL-3.5-2D	PL4.0-2D
Structure	floor plate	floor plate
Feature	Manual release	Manual release
Capacity (kg)	3500	4000
Lift height (mm)	1800	1800
Rise time (s)	50	52
Drop time (s)	22	22
Power of motor(kw)	2.2	2.2
Power supply (v)	380/220	380/220
Machine Height (mm)	2832	2832
Machine Width (mm)	3166	3166
Frame Width (mm)	3420	3420



TOW POST LIFT WITH FLOOR PLATE (Electromagnetic release)

PL-3.5-2E/PL-4.0-2E

Features

STRONG

1. 5mm "international standard" column steel plates.
2. 8mm brace arm and 6mm Internal sliding column, never deform.
3. Wearable, Anti-High temperature, high strength oiliness macromolecule nylon slide block.
4. Require no less than 150mm cement on the ground, At least C25.

SAFETY

5. Double safe antiskid device, from column ladder safe to close protection by dynamic hydraulic pressure, single side electrical release, ensure double safe staying for vehicles.
6. ABS Control box, 24V operation system, manual lock release for emergency lowering valve.
7. imported PLC weak electricity control board, Energy saving 4%, endurability 5 times higher.
8. adopt electromagnet release, more safer and reliable
9. adopt twin arms winding oil pipe, oil pressure safety up to 5 times.
10. Equipped crash-proof pad to protection car door.

11. optional revolving support leg and connected sleeve support leg
12. Gum rubber support leg pad, the endurability 3 times higher than the common materials
13. equipped dust cover, enhance the life time of steel rope and chain
14. Endure Max 5 T destructive testing , fulfill 3.5T/4T actual working conditions.
15. Chain style pulling device.

QUALITY

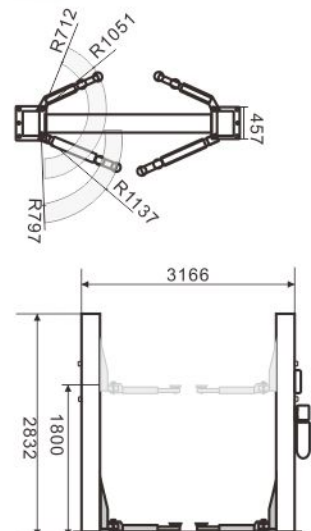
16. Total Mold tooling technology, to ensure the conformity of both many a holes and welding places.
17. Digital control raw materials processing center ensure the product consistency.

POWER

18. Double cylinder dynamic hoist drive device, capacity is more than 3.5T/4T.
19. Aluminum pump system.



Model	PL-3.5-2E	PL-4.0-2E
Structure	floor plate	floor plate
Feature	Electromagnetic release	Electromagnetic release
Capacity (kg)	3500	4000
Lift height (mm)	1800	1800
Rise time (s)	50	52
Drop time (s)	22	22
Power of motor (kw)	2.2	2.2
Power supply (v)	380/220	380/220
Machine Height (mm)	2832	2832
Machine Width (mm)	3166	3166
Frame Width (mm)	3420	3420



Features:

STRONG

1. 5mm "international standard" column steel plates.
2. 8mm brace arm and 6mm internal sliding column, never deform.
3. Wearable, Anti-High temperature, high strength oiliness macromolecule nylon slide block.
4. Require no less than 150mm cement on the ground, At least C25.

SAFETY

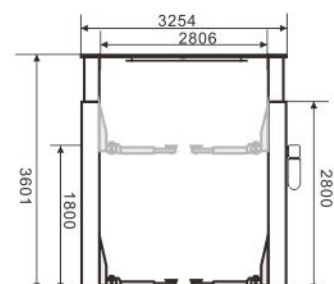
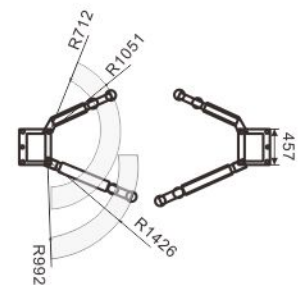
5. Double safe Antiskid device, from Column ladder safe to close protection by dynamic hydraulic pressure, Ensure double safe stay for vehicle.
6. Endure Max 5 T destructive testing , fulfill 4T actual working conditions.
7. Chain style pulling device , make the security parameter up to 5 times.
8. equipped upper beam, enhance the lifting capacity.
9. equipped emergency limit switch to ensure the lifting height safely

QUALITY

10. Total Mold tooling technology, to ensure the conformity of both many a holes and welding places.
11. Digital control raw materials processing center ensure product consistency.
12. optional revolving support leg and connected sleeve support leg.
13. Gum rubber support leg pad, the durability 3 times higher than the common materials

POWER

14. Double cylinder dynamic hoist drive device, capacity is more than 4T.
15. Aluminum pump system.
16. Mechanical control hydraulic pressure configuration. Simple, endurable and reliable.



Model	PL-3.8-2A
Structure	Clear floor
Capacity (kg)	4000
Lift height (mm)	1800
Rise time (s)	52
Drop time (s)	22
Power of motor (kw)	2.2
Power supply (v)	380/220
Machine Height (mm)	3601
Machine Width (mm)	3254
Frame Width (mm)	3427

Features:

STRONG

1. 5mm "international standard" column steel plates.
2. 8mm brace arm and 6mm internal sliding column, never deform.
3. Wearable, Anti-High temperature, high strength oiliness macromolecule nylon slide block.
4. Require no less than 150mm cement on the ground, At least C25.

SAFETY

5. Double safe antiskid device, from column ladder safe to close protection by dynamic hydraulic pressure, Ensure double safe stay for vehicle.
6. Equipped crash-proof pad to protection car door
6. Endure Max 5 T destructive testing , fulfill 4T actual working conditions.
7. Chain style pulling device , make the security parameter up to 5 times.

QUALITY

8. Total Mold tooling technology, to ensure the conformity of both many

a holes and welding places.

9. Digital control raw materials processing center ensure the product consistency.

10. optional revolving support leg and connected sleeve support leg

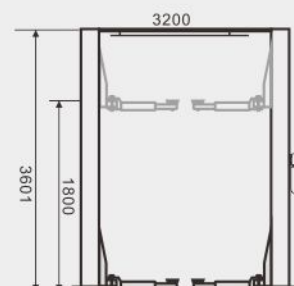
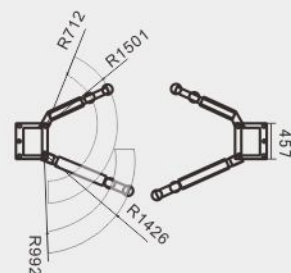
11. Gum rubber support leg pad, the durability 3 times higher than the common materials

POWER

12. Double cylinder dynamic hoist drive device, capacity is more than 4T.

13. Aluminum pump system.

14. Mechanical control hydraulic pressure configuration. Simple, endurable and reliable.



Model	PL-4.0-2A
Structure	Manual release
Capacity (kg)	4000
Lift height (mm)	1800
Rise time (s)	54
Drop time (s)	24
Power of motor (kw)	2.2
Power supply (v)	380/220
Machine Height (mm)	3601
Machine Width (mm)	3200
Frame Width (mm)	3427

CLEAR FLOOR WITH SINGLE POINT RELEASE

PL-4.0-SW

Features:

STRONG

1. 5mm "international standard" column steel plates.
2. 8mm brace arm and 6mm Internal sliding column, never deform..
3. Wearable, Anti-High temperature, high strength oiliness macromolecule nylon slide block.
4. Require no less than 150mm cement on the ground, At least C25.

SAFETY

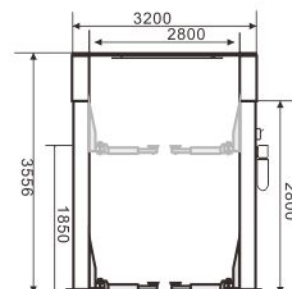
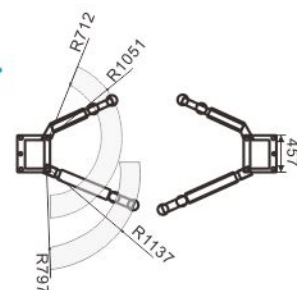
5. Double safe Antiskid device, from Column ladder safe to close protection by dynamic hydraulic pressure, Ensure double safe stay for vehicle.
6. Endure Max 5 T destructive testing , fulfill 4T actual working conditions.
7. adopt single side release to enhance the operation efficiency, equipped crash-proof pad to protection car door
8. No-chain and single point release device.

QUALITY

9. Total Mold tooling technology, to ensure the conformity of both many a holes and welding places.
10. Digital control raw materials processing center ensure product consistency.
11. optional revolving support leg and connected sleeve support leg.
12. Gum rubber support leg pad, the endurance 3 times higher than the common materials

POWER

13. Double cylinder dynamic hoist drive device, capacity is more than 4T.
14. Aluminum pump system
15. Mechanical control hydraulic pressure configuration. Simple, endurable and reliable..



Model	PL-4.0-SW
Structure	Single point release
Capacity (kg)	4000
Lift height (mm)	1800
Rise time (s)	54
Drop time (s)	24
Power of motor (kw)	2.2
Power supply (v)	380/220
Machine Height (mm)	3556
Machine Width (mm)	3200
Frame Width (mm)	3410

» Features:

STRONG

1. 6mm "international standard" column steel plates.
2. 1500mm longer carriage, never deform.
3. Wearable, Anti-High temperature, high strength oiliness macromolecule nylon slide block.
4. Require no less than 150mm cement on the ground, At least C25.

SAFETY

5. Double safe Antiskid device, from Column ladder safe to close protection by dynamic hydraulic pressure, Ensure double safe stay for vehicle.
6. imported PLC weak electricity control board, Energy saving 4%, endurance 5 times higher.
7. adopt manual release, more safer and reliable
8. adopt twin arms winding oil pipe, oil pressure safety up to 5 times
9. Equipped crash-proof pad to protection car door.
10. ABS Control box, 24V operation system, manual lock release for emergency lowering valve.

11. Endure Max 6T destructive testing , fulfill 4T actual working conditions.
12. No-chain and single point release device.

QUALITY

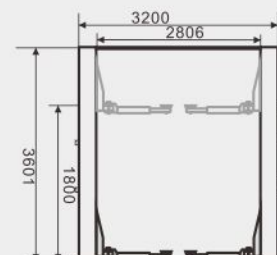
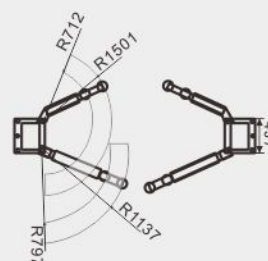
13. Total Mold tooling technology, to ensure the conformity of both many a holes and welding places.
14. Digital control raw materials processing center ensure the discrepancies at % stage & product consistency.
15. optional revolving support leg and connected sleeve support leg
16. Gum rubber support leg pad, the endurance 3 times higher than the common materials
17. equipped dust cover, enhance the life time of steel rope and chain

POWER

18. Double cylinder dynamic hoist drive device, capacity is more than 4T.
19. Aluminum pump system .



Outside figure of Simple CE Electric Control Box



Model	PL-3.5-2DT	PL-4.0-2DT
Structure	Manual release	Manual release
Capacity (kg)	3500	4000
Lift height (mm)	1800	1800
Rise time (s)	54	54
Drop time (s)	24	24
Power of motor (kw)	2.2	2.2
Power supply (v)	380/220	380/220
Machine Height (mm)	3601	3601
Machine Width (mm)	3200	3200
Frame Width (mm)	3427	3427

GANTRY LIFT WITH ELECTROMAGNETIC RELEASE

PL-4.0-2ET

Features:

STRONG

1. 6mm "international standard" column steel plates.
2. 1500mm longer carriage, never deform.
3. Wearable, Anti-High temperature, high strength oiliness macromolecule nylon slide block.
4. Require no less than 150mm cement on the ground, At least C25.

SAFETY

5. Double safe Antiskid device, from Column ladder safe to close protection by dynamic hydraulic pressure, Ensure double safe stay for vehicle.
6. imported PLC weak electricity control board, Energy saving 4%, durability 5 times higher.
7. adopt electromagnet release, more safer and reliable
8. adopt twin arms winding oil pipe, oil pressure safety up to 5 times
9. Equipped crash-proof pad to protection car door.
10. ABS Control box, 24V operation system, manual lock release for emergency lowering valve.

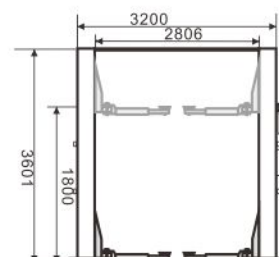
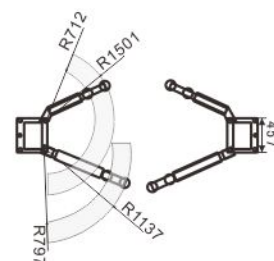
11. Endure Max 6T destructive testing , fulfill 4T actual working conditions.
12. No-chain and single point release device.

QUALITY

13. Total Mold tooling technology, to ensure the conformity of both many a holes and welding places.
14. Digital control raw materials processing center ensure the discrepancies at % stage & product consistency.
15. optional revolving support leg and connected sleeve support leg
16. Gum rubber support leg pad, the durability 3 times higher than the common materials
17. equipped dust cover, enhance the life time of steel rope and chain

POWER

18. Double cylinder dynamic hoist drive device, capacity is more than 4T.
19. Aluminum pump system .



Model	PL-4.0-2ET
Structure	Electromagnetic release
Capacity (kg)	4000
Lift height (mm)	1800
Rise time (s)	54
Drop time (s)	24
Power of motor (kw)	2.2
Power supply (v)	380/220
Machine Height (mm)	3601
Machine Width (mm)	3200
Frame Width (mm)	3427

GANTRY LIFT WITH ELECTROMAGNETIC RELEASE

PL-5.0-2ET

Features:

STRONG

1. 6mm "international standard" column steel plates.
2. 1500mm longer carriage, never deform.
3. Wearable, Anti-High temperature, high strength oiliness macromolecule nylon slide block.
4. Require no less than 150mm cement on the ground, At least C25.

SAFETY

5. Double safe Antiskid device, from Column ladder safe to close protection by dynamic hydraulic pressure, Ensure double safe stay for vehicle.
6. ABS Control box, 24V operation system, manual lock release for emergency lowering valve.
7. imported PLC weak electricity control board, Energy saving 4%, endurance 5 times higher.
8. adopt electromagnet release, more safer and reliable

9. adopt twin arms winding oil pipe, oil pressure safety up to 5 times
10. Endure Max 6T destructive testing , fulfill 5T actual working conditions.

QUALITY

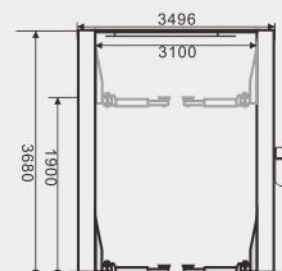
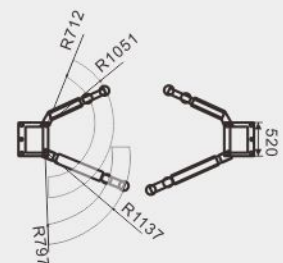
11. Total Mold tooling technology, to ensure the conformity of both many a holes and welding places.
12. Digital control raw materials processing center ensure product consistency. optional revolving support leg and connected sleeve support leg
13. Gum rubber support leg pad, the endurance 3 times higher than the common materials
14. equipped dust cover, enhance the life time of steel rope and chain

POWER

15. Double cylinder dynamic hoist drive device, capacity is more than 5T.
16. Aluminum pump device.



Model	PL-5.0-2ET
Structure	electromagnetic release
Capacity (kg)	5000
Lift height (mm)	1900
Rise time (s)	52
Drop time (s)	22
Power of motor (kw)	3. 0
Power supply (v)	380/220
Machine Height (mm)	3680
Machine Width (mm)	3496
Frame Width (mm)	3775





FOUR POST LIFT

FOUR-POST LIFT

PL-F35/F40/F50

This model, which is of a unique design, is an ideal lift specifically for the repair maintenance, tyre-changing maintenance of various of high-grade cars, middle&small trucks and buses, etc. The advantage is easy operation, smooth&reliable working process, high lifting insurance, quietness and durability.

Features:

1. Imported electric components.
2. Easy for tyre mount and dismount and chassis maintenance.
3. Device performs stable and reliable work with main insurance and anti-breaking rope safety insurance.
4. With second lifting guide rail and can optional add the secondary lifting trolley.

Technical Data :

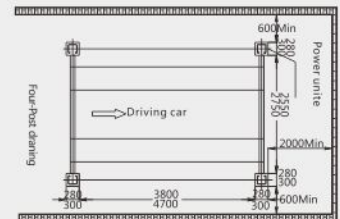
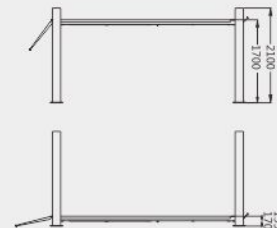
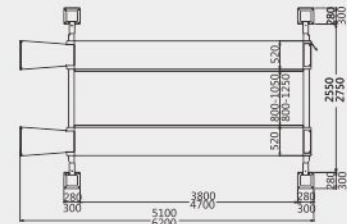
Motor Power	2.2kw
Power Supply	380/220V
Noise Level	≤70db
Air Supply	6-8kg/cm²
Operating Ambient Temperature	5-40°C
Operating Ambient Humidity	30-95%
Storage Temperature	-25°C~55°C
Installation Height	Elevation≤1000M



Adopt high quality pump and implement safety device for steel-rope breaking and controlling switch for height limiting to make operator absolutely safe.



Optional equipped with a secondary lifting jack, electrical & hydraulic control system.



Model	Machine Body	Lifting Capacity Kg(lb)	Lifting Height mm()	Platform Height mm()	Platform Length mm()	Platform Width mm()	Lifting Speed (s)	Dropping Speed (s)	Width mm()	Length mm()
PL-F35	Main unit	3500 (7716)	1700 (67)	170 (6.7)	4250 (167)	520 (20.5)	≤55	≤55	3110 (245)	5100(200)
	2th lifting trolley	2000 (4409)	490 (19.3)		880-1280 (34.6-50.4)	175 (6.9)	≤10	≤10		
PL-F40	Main unit	4000 (8818)	1700 (67)	195 (7.7)	4250 (167)	520 (20.5)	≤55	≤55	3110 (245)	5100(200)
	2th lifting trolley	2000 (4409)	490 (19.3)		880-1280 (34.6-50.4)	175 (6.9)	≤10	≤10		
PL-F50	Main unit	5000 (11023)	1700 (67)	195 (7.7)	5100 (200)	520 (20.5)	≤55	≤55	3480 (137)	6200 (244)
	2th lifting trolley	3000 (6614)	490 (19.3)		880-1280 (34.6-50.4)	175 (6.9)	≤12	≤12		

FOUR-POST LIFT(FOR FOUR WHEEL ALIGNMENT PURPOSE)


PL-FS35/FS40/FS50

Features:

1. Imported electric components.
2. Level can be well adjusted to meet the need for wheel alignment.
3. The position of the front wheel turning table(optional part) is adjustable and lengthened sliding plate suitable for various type of automobile.
4. Device performs stable and reliable work with main insurance and anti-breaking rope safety insurance.
5. With second lifting guide rail and can optional add the secondary lifting trolley.

Technical Data :

Motor Power	2.2kw
Power Supply	380/220V
Noise Level	≤70db
Air Supply	6-8kg/cm ²
Operating Ambient Temperature	5-40℃
Operating Ambient Humidity	30-95%
Storage Temperature	-25℃~55℃
Installation Height	Elevation≤1000M



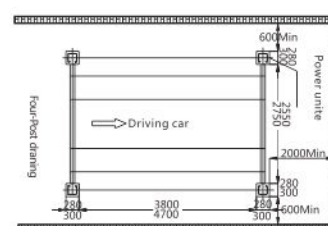
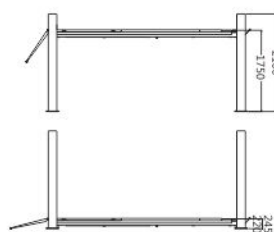
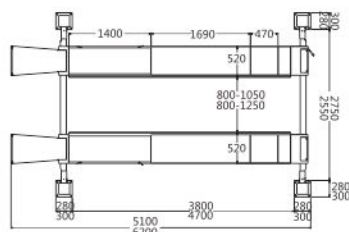
Adopt high quality pump and implement safety device for steel-rope breaking and controlling switch for height limiting to make operator absolutely safe.



Optional equipped with a secondary lifting jack, electrical & hydraulic control system.



Adopt combined anti-abrasive material roll cage which occupied sliding flexible, especially for the four wheel alignment.



Model	Machine Body	Lifting Capacity Kg(lb)	Lifting Height mm(°)	Platform Height mm(°)	Platform Length mm(°)	Platform Width mm(°)	Lifting Speed (s)	Dropping Speed (s)	Width mm(°)	Length mm(°)
PL-FS35	Main unit	3500 (7716)	1750 (69)	220 (8.7)	4250 (167)	520 (20.5)	≤55	≤55	3110 (245)	5100(200)
	2th lifting trolley	2000 (4409)	490 (19.3)		880-1280 (34.6-50.4)	175 (6.9)	≤10	≤10		
PL-FS40	Main unit	4000 (8818)	1750 (69)	245 (9.6)	4250 (167)	520 (20.5)	≤55	≤55	3110 (245)	5100(200)
	2th lifting trolley	2000 (4409)	490 (19.3)		880-1280 (34.6-50.4)	175 (6.9)	≤10	≤10		
PL-FS50	Main unit	5000 (11023)	1750 (69)	245 (9.6)	5100 (200)	520 (20.5)	≤55	≤55	3480 (137)	6200 (244)
	2th lifting trolley	3000 (6614)	490 (19.3)		880-1280 (34.6-50.4)	175 (6.9)	≤12	≤12		



SCISSOR LIFT

SMALL PARALLEL PLATFORM SCISSOR LIFT

PL-H30

Ideal choice for quick tire service and body related services, higher safe performance, more convenient usage and more safe on consumption.

Features:

1. Scissor structure with floor installation, convenient for tyre operation and wheelbase maintenance.
2. Only 95mm height to lift car , convenient surface installation ,suitable for various types of automobile.
3. Hydraulic cylinders locking each other and anti-explosion for pipe, stable reliable and synchronization.
4. Unlocking automatically no need air supply.
- 5.Parallell structure design makes the lift stable and durable to use.

Technical Data :

Motor Power	2.2kw
Power Supply	380/220V
Noise Level	≤70db
Air Supply	6-8kg/cm ²
Operating Ambient Temperature	5-40°C
Operating Ambient Humidity	30-95%
Storage Temperature	-25°C~55°C
Installation Height	Elevation≤1000M



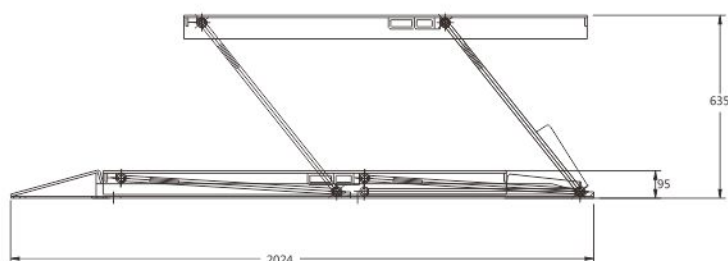
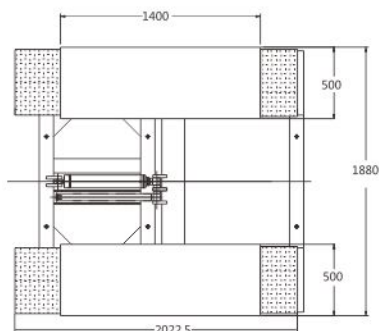
Scissor concealing platform structure which occupied small space, also don't need ground pits.



Adopt high quality and parallel structure design makes the lift stable and durable to use.



Power control unit



Model	Lifting Capacity Kg(lb)	Lifting Height mm()	Platform Height mm()	Platform Length mm()	Platform Width mm()	Lifting Speed (s)	Dropping Speed (s)	Width mm()	Length mm()
PL-H30	2500 (5511)	635 (25)	95 (3.7)	1400 (55)	500 (19.7)	≤25	≤25	1880 (74)	2024 (79.7)

MID-RISE SCISSOR LIFT

PL-Z30

Flat structure, the lowest height is 105mm, especially suitable for various kinds garage and fast-repair beauty shop. The hydraulic system uses two sets of differential cylinders, working steady and synchronal.

Features:

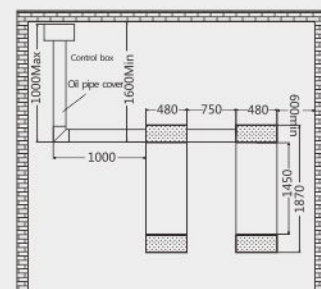
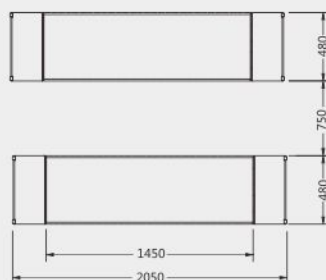
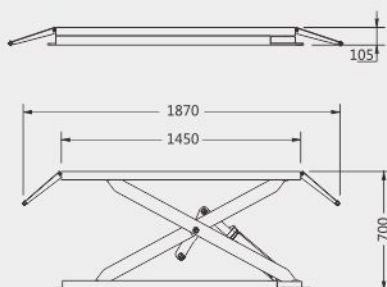
1. Scissor structure with floor installation, convenient for tyre operation and wheelbase maintenance.
2. Only 105mm height to lift car, surface installation.
3. Hydraulic cylinders locking each other and anti-explosion for pipe, stable reliable and synchronization.
4. Italian hydraulic power unit, imported electrical components.

Technical Data:

Motor Power	2.2kw
Power Supply	380/220V
Noise Level	≤70db
Air Supply	6-8kg/cm²
Operating Ambient Temperature	5-40°C
Operating Ambient Humidity	30-95%
Storage Temperature	-25°C~55°C
Installation Height	Elevation≤1000M



Hydraulic capacity synchronous cylinder located inside of runway which make the working platform perfectly protected, running synchronously and smoothly.



Model	Lifting Capacity Kg(lb)	Lifting Height mm()	Platform Height mm()	Platform Length mm()	Platform Width mm()	Lifting Speed (s)	Dropping Speed (s)	Width mm()	Length mm()
PL-Z30	3000 (6600)	700 (27.6)	105 (4.1)	1450 (57)	480 (18.9)	≤30	≤30	1710 (67)	2050 (80.7)

SMALL PLATFORM LOW PROFILE SCISSOR LIFT PL-B30/B30Y

Flat structure, the lowest height is 105mm, especially suitable for various kinds garage and fast-repair beauty shop. The hydraulic system use two set of differential cylinder, working steady and synchronal.

Features:

- 1.Scissor concealing platform structure which occupied small space, also don't need ground pits.
- 2.Device perform stable work is relayed on imported hydraulic, pneumatic and electrical components.
- 3.The pneumatic wide-teeth self-locking insurance system and anti-explosion pipe equipment ensure the safety and reliability of the device.
- 4.Easy for tyre of mount and dismount and chassis maintenance.
- 5.Lengthened platform automatic rising car-baffle is suitable for various types of automobile.

Technical Data:


Motor Power	2.2kw
Power Supply	380/220V
Noise Level	≤70db
Air Supply	6-8kg/cm²
Operating Ambient Temperature	5-40°C
Operating Ambient Humidity	30-95%
Storage Temperature	-25°C~55°C
Installation Height	Elevation≤1000M



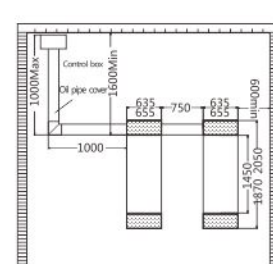
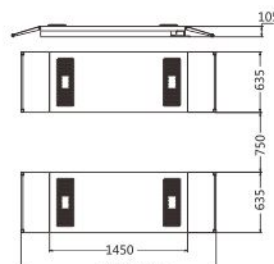
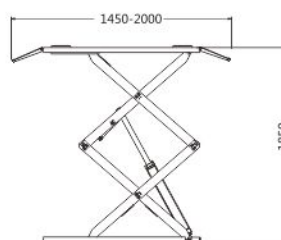
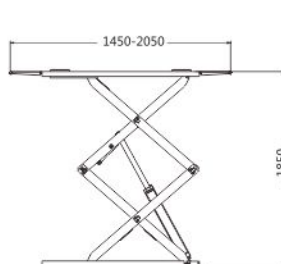
Scissor concealing platform structure which occupied small space, also don't need ground pits.



Hydraulic capacity synchronous cylinder located inside of runway which make the working platform perfectly protected, running synchronously and smoothly.



Lengthened platform automatic rising car-baffle suitable for various types of automobile.



Model	Lifting Capacity Kg(lb)	Lifting Height mm(")	Platform Height mm(")	Platform Length mm(")	Platform Width mm(")	Lifting Speed (s)	Dropping Speed (s)	Width mm(")	Length mm(")
PL-B30	3000 (6614)	1850 (72.8)	105 (4.1)	1450 (57)	635 (25)	≤55	≤55	2030 (80)	2050 (80.7)
PL-B30Y	3000 (6614)	1850 (72.8)	105 (4.1)	1450-2050 (57-80.7)	635 (25)	≤55	≤55	2030 (80)	2050 (80.7)

SMALL PLATFORM SCISSOR

PL-E30/E35


This is the professional lifting equipment for saloon car's maintenance and examining. It has the main characteristic of occupying small area, good security capability. It is also very simple to handle & working credibly. Especially for the full hydraulic pressure working system, it is suitable for various situations.

Features:

1. Scissor concealing platform structure which occupied small space.
2. Device perform stable work is relayed on imported hydraulic, pneumatic and electrical components.
3. The pneumatic wide-teeth self-locking insurance system and anti-explosion pipe equipment ensure the safety and reliability of the device.
4. Easy for tyre of mount and dismount and chassis maintenance.
5. The highest lift height with 2m in the same kind products and single adjustable platform length is suitable for various types of automobile.
6. Enhanced joint structure to meet the need of American and European market.
7. Enhanced cylinder with German seals.
8. With hydraulic lock and mechanical dual-gear safety-claw lock double safety device, automatically open when lowering. By lock operation can has the safety-claw located adversely, safe & reliable.

Technical Data:

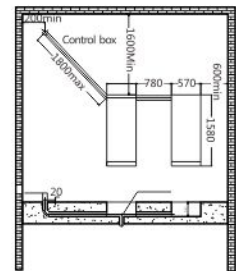
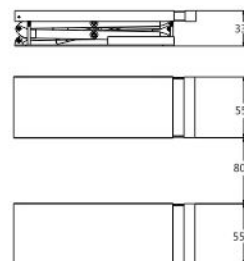
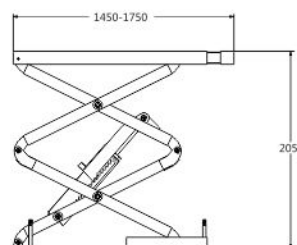
Motor Power	2.2kw
Power Supply	380/220V
Noise Level	≤70db
Air Supply	6-8kg/cm ²
Operating Ambient Temperature	5-40°C
Operating Ambient Humidity	30-95%
Storage Temperature	-25°C~55°C
Installation Height	Elevation≤1000M



Adjustable platform length is suitable for various types of automobile.



With hydraulic lock and mechanical dual-gear safety-claw lock double safety device, automatically open when lowering. By lock operation can has the safety-claw located adversely, safe & reliable.



Model	Lifting Capacity Kg(lb)	Lifting Height mm(°)	Platform Height mm(°)	Platform Length mm(°)	Platform Width mm(°)	Lifting Speed (s)	Dropping Speed (s)	Width mm(°)	Length mm(°)
PL-E30	3000 (6614)	2050 (80)	330 (13)	1450-1750 (57-80.7)	550 (22)	≤55	≤55	1900 (75)	1550 (61)
PL-E35	3500 (7716)	2050 (80)		1450-1750 (57-80.7)	550 (22)	≤55	≤55	1900 (75)	1550 (61)

SMALL PLATFORM SCISSOR LIFT FOR (SUV)

PL-E30L/E35L

This is the professional lifting equipment for saloon car's maintenance and examining. It has the main characteristic of occupying small area, especially suitable for all kinds of SUV, good security capability. It is also very simple to handle & working credibly. Especially for the full hydraulic pressure working system, it is suitable for various situations.

Features:


1. Scissor concealing platform structure which occupied small space.
2. Device perform stable work is relayed on imported hydraulic, pneumatic and electrical components.
3. The pneumatic wide-teeth self-locking insurance system and anti-explosion pipe equipment ensure the safety and reliability of the device.
4. Easy for tyre of mount and dismount and chassis maintenance.
5. The highest lift height with 2M in the same kind products and adjustable platform length is suitable for various types of automobile.
6. Optional SUV bracket suitable for all kinds of SUV
7. Enhanced joint structure to meet the need of American and European market.
8. Enhanced cylinder with German seals.
9. With hydraulic lock and mechanical dual-gear safety-claw lock double safety device, automatically open when lowering. By lock operation can has the safety-claw located adversely, safe & reliable.

Technical Data:

Motor Power	2.2kw
Power Supply	380/220V
Noise Level	≤70db
Air Supply	6-8kg/cm²
Operating Ambient Temperature	5-40°C
Operating Ambient Humidity	30-95%
Storage Temperature	-25°C~55°C
Installation Height	Elevation≤1000M



Optional SUV bracket suitable for all kinds of SUV.



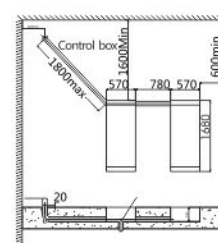
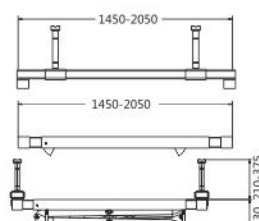
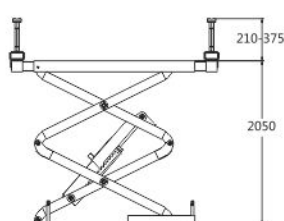
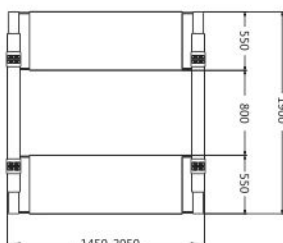
Adjustable platform length is suitable for various types of automobile.



With hydraulic lock and mechanical dual-gear safety-claw lock double safety device, automatically open when lowering. By lock operation can has the safety-claw located adversely, safe & reliable.



Optional double-adjustable platform length is suitable for various types of automobile.



Model	Lifting Capacity Kg(lb)	Lifting Height mm(#)	Platform Height mm(#)	Platform Length mm(#)	Platform Width mm(#)	Lifting Speed (s)	Dropping Speed (s)	Width mm(#)	Length mm(#)
PL-E30L	3000 (6614)	2050 (80)	330 (13)	1450-2050 (57-80.7)	550 (22)	≤55	≤55	1900 (75)	1650 (65)
PL-E35L	3500 (7716)	2050 (80)		1450-2050 (57-80.7)	550 (22)	≤55	≤55	1900 (75)	1650 (65)

TRENCH-RUNWAY SCISSOR LIFT SUITABLE FOR FOUR WHEEL ALIGNMENT

PL-D35G

This model, which is of a unique design, is an ideal lift specifically for the repair maintenance, tyre-changing, and four-wheel aligning maintenance of various of high-grade cars. The advantage is easy operation, smooth&reliable working process, high lifting insurance quotiety and durability.

Features:


1. Graceful outlook, with underground-ditch-pattern structure for the two levels and superior synchronization.
2. The level of the lift can be adjusted in high precision to suit for various kinds of high-precision four-wheel alignment.
3. Easy for tyre mount and dismount and chassis maintenance.
4. The position of the front wheel turntable (optional part) is moveable so that the side slide plate can be fit for more cars.
5. Stable and reliable equipment is relayed on imported hydraulic, pneumatic and electrical components.
6. More convenient usage and more safe on consumption.

Technical Data:

Motor Power	2.2kw
Power Supply	380/220V
Noise Level	≤70db
Air Supply	6-8kg/cm²
Operating Ambient Temperature	5-40°C
Operating Ambient Humidity	30-95%
Storage Temperature	-25°C~55°C
Installation Height	Elevation≤1000M



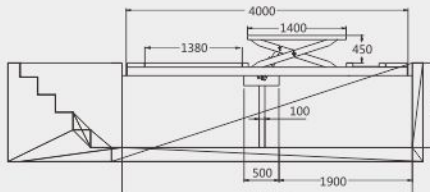
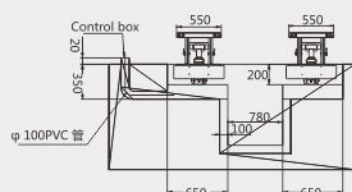
Adopt combined anti-abrasive material roll cage which occupied sliding flexible, especially for the four wheel alignment.



Adjustable son-lifting platform length is suitable for various types of automobile.



Adjustable position for the turntable of front wheel for rear wheel which could satisfy the auto with long or short axle.



Model	Machine Body	Lifting Capacity Kg(lb)	Lifting Height mm(″)	Platform Height mm(″)	Platform Length mm(″)	Platform Width mm(″)	Lifting Speed (s)	Dropping Speed (s)	Width mm(″)	Length mm(″)
PL-D35G	Main unit			180 (7.1)	4000 (157)	620 (24.4)			2040 (80)	4500 (177)
	Auxiliary unit	3500 (7716)	450 (17.7)		1400(55)	550 (22)	≤10	≤10		

LARGE PLATFORM SCISSOR LIFT

PL-P35/P45/P55

Features:

1. Device performs stable and synchronous work with extension and wide platform concealing structure.
2. Easy for tyre mount and dismount and chassis maintenance.
3. Stable and reliable equipment is relayed on imported hydraulic, pneumatic and electrical components.
4. Pneumatic double-tooth self-locking system and anti-explosion pipe insurance structure are automatic opening when lowering. The siding block is made by oil free and super-friction materials.
5. With second lifting guide rail and can optional the secondary lifting trolley.
6. With hydraulic lock and mechanical dual-gear safety-claw lock double safety device, automatically open when lowering. By lock operation can has the safety-claw located adversely, safe&reliable.

Technical Data:

Motor Power	2.2kw
Power Supply	380/220V
Noise Level	≤70db
Air Supply	6-8kg/cm ²
Operating Ambient Temperature	5-40°C
Operating Ambient Humidity	30-95%
Storage Temperature	-25°C~55°C
Installation Height	Elevation≤1000M

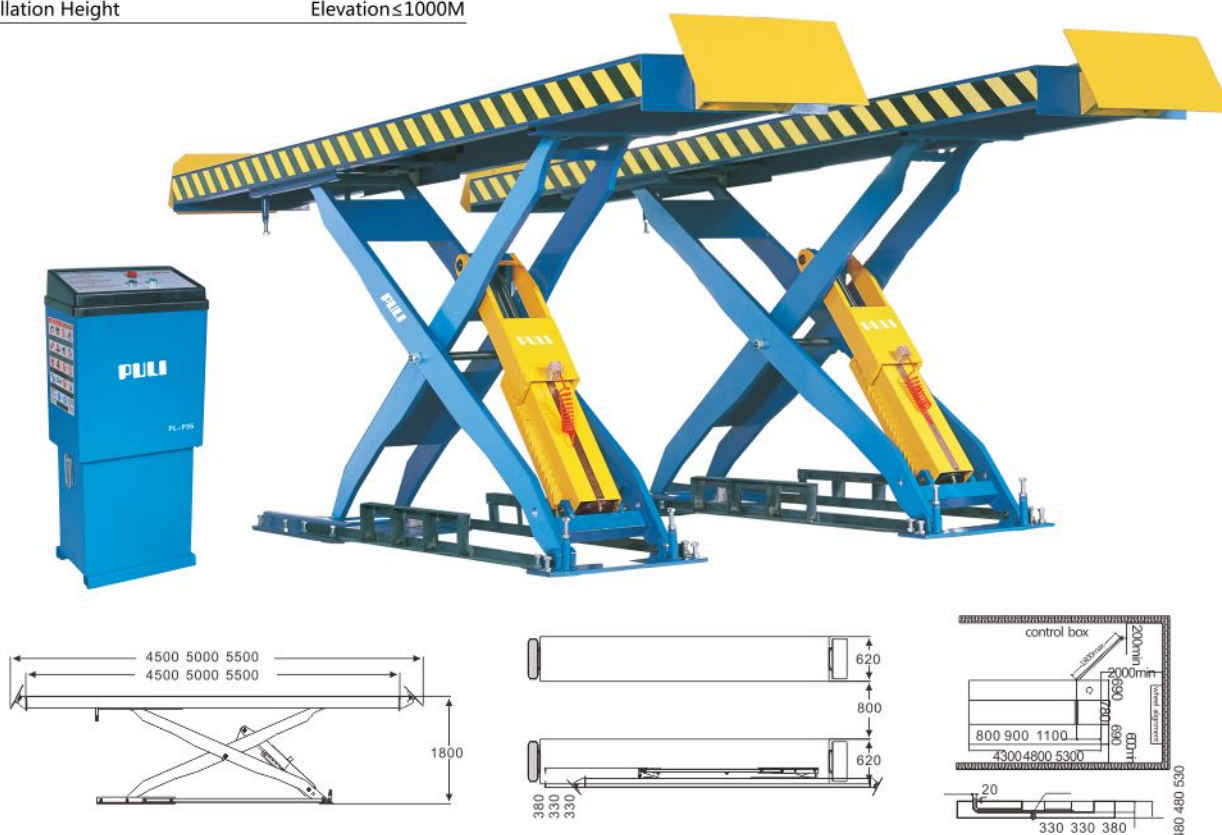
This model, which is of a unique design, is an ideal lift specifically for the repair maintenance of various of high-grade cars, middle&small trucks and buses, etc. With hydraulic lock and mechanical dual-gear safety-claw lock double safety device, automatically open when lowering. By lock operation can has the safety-claw located adversely, safe&reliable.



Sliding blocks adopt oil free super-wearable materials.



With hydraulic lock and mechanical dual-gear safety-claw lock double safety device, automatically open when lowering. By lock operation can has the safety-claw located adversely, safe&reliable.



Model	Machine Body	Lifting Capacity Kg(lb)	Lifting Height mm(°)	Platform Height mm(°)	Platform Length mm(°)	Platform Width mm(°)	Lifting Speed (s)	Dropping Speed (s)	Width mm(°)	Length mm(°)
PL-P35	Main unit	3500 (7716)	1800 (70.8)	330 (13)	4000 (157)	620 (24.4)	≤55	≤55	2040 (80.3)	4500 (177)
	2th lifting trolley	2000 (4409)	490 (19.3)		880-1280 (34.6-50.4)	175 (6.9)	≤10	≤10		
PL-P45	Main unit	4500 (9920)	1800 (70.8)	330 (13)	4500 (177)	620 (24.4)	≤55	≤55	2040 (80.3)	5000 (196.8)
	2th lifting trolley	2000 (4409)	490 (19.3)		880-1280 (34.6-50.4)	175 (6.9)	≤10	≤10		
PL-P55	Main unit	5500 (12125)	1800 (70.8)	380 (15)	5000 (197)	620 (24.4)	≤55	≤55	2040 (80.3)	5500 (216.5)
	2th lifting trolley	3000 (6614)	490 (19.3)		880-1280 (34.6-50.4)	175 (6.9)	≤12	≤12		

LARGE PLATFORM SCISSOR LIFT FOR FOUR WHEEL ALIGNMENT

PL-C35/C45/C55

This model, which is of a unique design, is an ideal lift specifically for the repair maintenance and four-wheel aligning maintenance of various of high-grade cars, middle&small trucks and buses, etc. With hydraulic lock and mechanical dual-gear safety-claw lock double safety device, automatically open when lowering. By lock operation can has the safety-claw located adversely, safe&reliable.

Features:

1. Luxurious scissor wide-platform structure with super synchronization.
2. Level can be well adjusted to meet the need for wheel alignment.
3. Device perform stable and reliable work is relayed on imported hydraulic, pneumatic and electrical components.
4. The pneumatic double-teeth self-locking system and anti-explosion pipe structure are automatic opening when lowering which ensure the safety of the device.
5. Ingenious and unique sliding system and closed platform, also don't need ground pits.
6. With trolley guide rail and can optional add the second lifting trolley.
7. The position of the front wheel turning table (optional part) is adjustable and suitable for various type of automobile.
8. With hydraulic lock and mechanical dual-gear safety-claw lock double safety device, automatically open when lowering. By lock operation can has the safety-claw located adversely, safe&reliable.

Technical Data:

Motor Power	2.2kw
Power Supply	380/220V
Noise Level	≤70db
Air Supply	6-8kg/cm ²
Operating Ambient Temperature	5-40°C
Operating Ambient Humidity	30-95%
Storage Temperature	-25°C~55°C
Installation Height	Elevation≤1000M



Sliding blocks adopt oil free super-wearable materials.



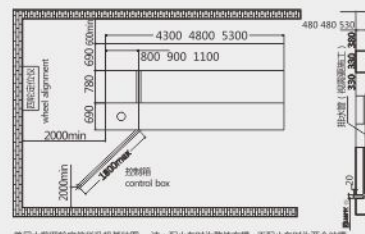
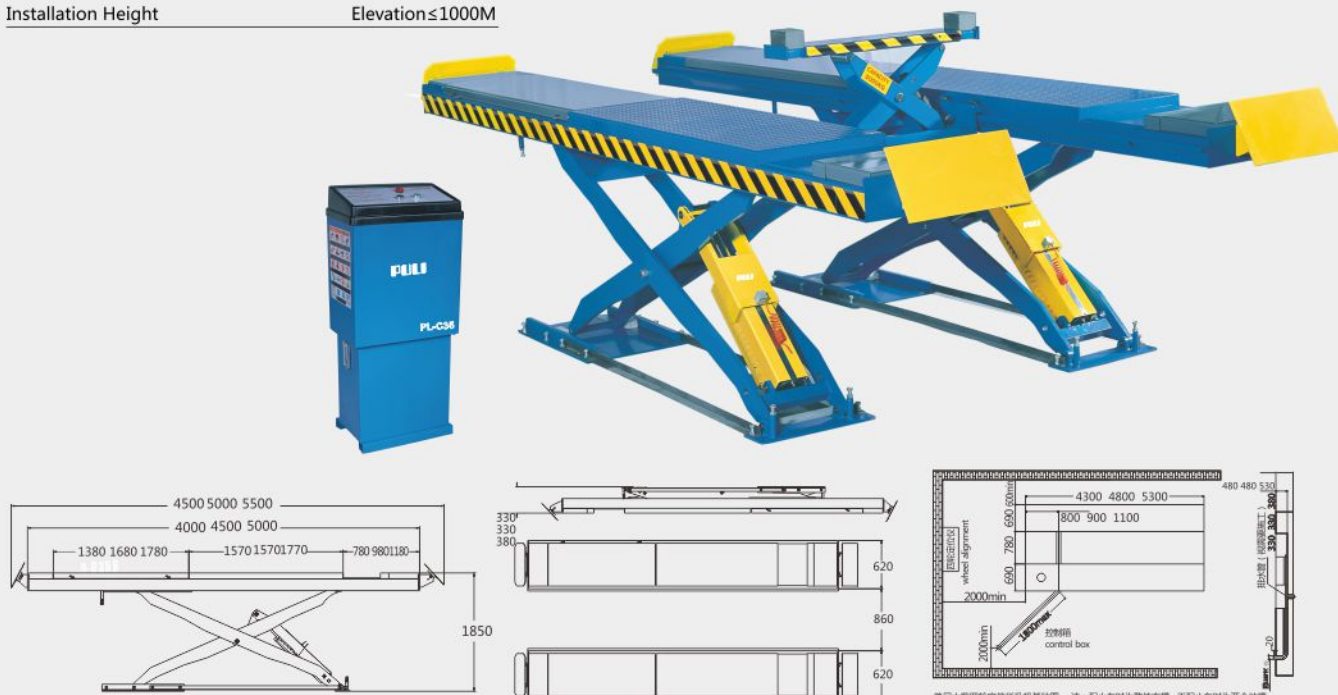
Adopt combined anti-abrasive material roll cage which occupied sliding flexible, especially for the four wheel alignment.



With hydraulic lock and mechanical dual-gear safety-claw lock double safety device, automatically open when lowering. By lock operation can has the safety-claw located adversely, safe&reliable.



Adjustable position for the turntable of front wheel for rear wheel which could satisfy the auto with long or short axle.



单后大侧轮定位举升机基础图 注：前小车时为整体方槽，不配小车时为两个地槽
Large platform scissor lift for four wheel alignment drawing

Model	Machine Body	Lifting Capacity Kg(lb)	Lifting Height mm(″)	Platform Height mm(″)	Platform Length mm(″)	Platform Width mm(″)	Lifting Speed (s)	Dropping Speed (s)	Width mm(″)	Length mm(″)
PL-C35	Main unit	3500 (7716)	1850 (72.8)	330 (13)	4000 (157)	620 (24.4)	≤55	≤55	2040 (80.3)	4500 (177)
	2th lifting trolley	2000 (4409)	490 (19.3)		880-1280 (34.6-50.4)	175 (6.9)	≤10	≤10		
PL-C45	Main unit	4500 (9920)	1850 (72.8)	330 (13)	4500 (177)	620 (24.4)	≤55	≤55	2040 (80.3)	5000 (196.8)
	2th lifting trolley	2000 (4409)	490 (19.3)		880-1280 (34.6-50.4)	175 (6.9)	≤10	≤10		
PL-C55	Main unit	5500 (12125)	1850 (72.8)	380 (15)	5000 (197)	620 (24.4)	≤55	≤55	2040 (80.3)	5500 (216.5)
	2th lifting trolley	3000 (6614)	490 (19.3)		880-1280 (34.6-50.4)	175 (6.9)	≤12	≤12		

DOUBLE-LEVEL PLATFORM SCISSOR LIFT SUITABLE FOR FOUR WHEEL ALIGNMENT (STANDARD MODEL)

PL-Y35

This model, has unique design, is an ideal lift specifically for the repair maintenance, tyre-changing, and four-wheel aligning maintenance of various of high-grade cars, gathering with the advantages from the lift manufactured by overseas or domestic. The advantage is easy operation, smooth&reliable working process, high lifting insurance quotiety and durability.

Features:

1. Graceful outlook, with concealing structure for the two levels and superior synchronization.
2. The level of the lift can be adjusted in high precision to suit for various kinds of high-precision four-wheel alignment.
3. Easy for tyre mount and dismount and chassis maintenance.
4. The position of the front wheel turntable (optional part) is moveable so that the side slide plate can be fit for more cars.
5. The pneumatic double-teeth self-locking system and the anti-explosive pipe insurance structures are automatic opening when lowering. The sliding block is made by oil free and super-friction materials.
6. Stable and reliable equipment is relayed on imported hydraulic, pneumatic and electrical components.
7. More convenient usage and more safe on consumption.
8. With hydraulic lock and mechanical dual-gear safety-claw lock double safety device, automatically open when lowering. By lock operation can has the safety-claw located adversely, safe&reliable

Technical Data:

Motor Power	2.2kw
Power Supply	380/220V
Noise Level	≤70db
Air Supply	6-8kg/cm²
Operating Ambient Temperature	5-40°C
Operating Ambient Humidity	30-95%
Storage Temperature	-25°C~55°C
Installation Height	Elevation≤1000M



Sliding blocks adopt oil free super-wearable materials.



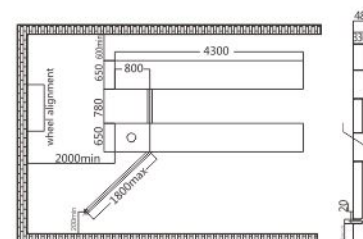
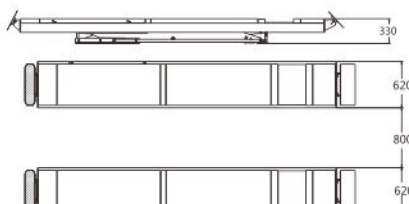
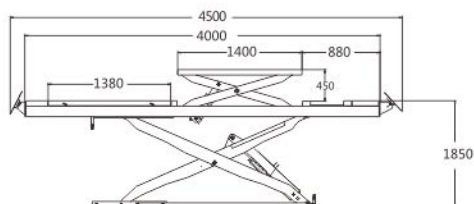
With hydraulic lock and mechanical dual-gear safety-claw lock double safety device, automatically open when lowering. By lock operation can has the safety-claw located adversely, safe&reliable.



Adopt combined anti-abrasive material roll cage which occupied sliding flexible, especially for the four wheel alignment



Adjustable position for the turntable of front wheel for rear wheel which could satisfy the auto with long or short axle



Model	Machine Body	Lifting Capacity Kg(lb)	Lifting Height mm(°)	Platform Height mm(°)	Platform Length mm(°)	Platform Width mm(°)	Lifting Speed (s)	Dropping Speed (s)	Width mm(°)	Length mm(°)
PL-Y35	Main unit	3500 (7716)	1850 (72.8)	330 (13)	4000 (157)	620 (24.4)	≤55	≤55	2040 (80)	4500 (177)
	Auxiliary unit	3500 (7716)	450 (17.7)		1400(55)	550 (22)	≤10	≤12		

DOUBLE-LEVEL PLATFORM SCISSOR LIFT SUITABLE FOR FOUR WHEEL ALIGNMENT

PL-D35/D45/D55

This model, has unique design, is an ideal lift specifically for the repair maintenance, tyre-changing, and four-wheel aligning maintenance of various of high-grade cars, gathering with the advantages from the lift manufactured by overseas or domestic. The advantage is easy operation, smooth&reliable working process, high lifting insurance quotiety and durability.

Features:


1. Graceful outlook, with concealing structure for the two levels and superior synchronization.
2. The level of the lift can be adjusted in high precision to suit for various kinds of high-precision four-wheel alignment.
3. Easy for tyre mount and dismount and chassis maintenance.
4. The position of the front wheel turntable (optional part) is moveable so that the side slide plate can be fit for more cars.
5. The pneumatic double-teeth self-locking system and the anti-explosive pipe insurance structures are automatic opening when lowering. The sliding block is made by oil free and super-friction materials.
6. Stable and reliable equipment is relayed on imported hydraulic, pneumatic and electrical components.
7. More convenient usage and more safe on consumption.
8. With hydraulic lock and mechanical dual-gear safety-claw lock double safety device, automatically open when lowering. By lock operation can has the safety-claw located adversely, safe & reliable.

Technical Data:

Motor Power	2.2kw
Power Supply	380/220V
Noise Level	≤70db
Air Supply	6-8kg/cm²
Operating Ambient Temperature	5-40°C
Operating Ambient Humidity	30-95%
Storage Temperature	-25°C~55°C
Installation Height	Elevation≤1000M



Adopt combined anti-abrasive material roll cage which occupied sliding flexible, especially for the four wheel alignment.



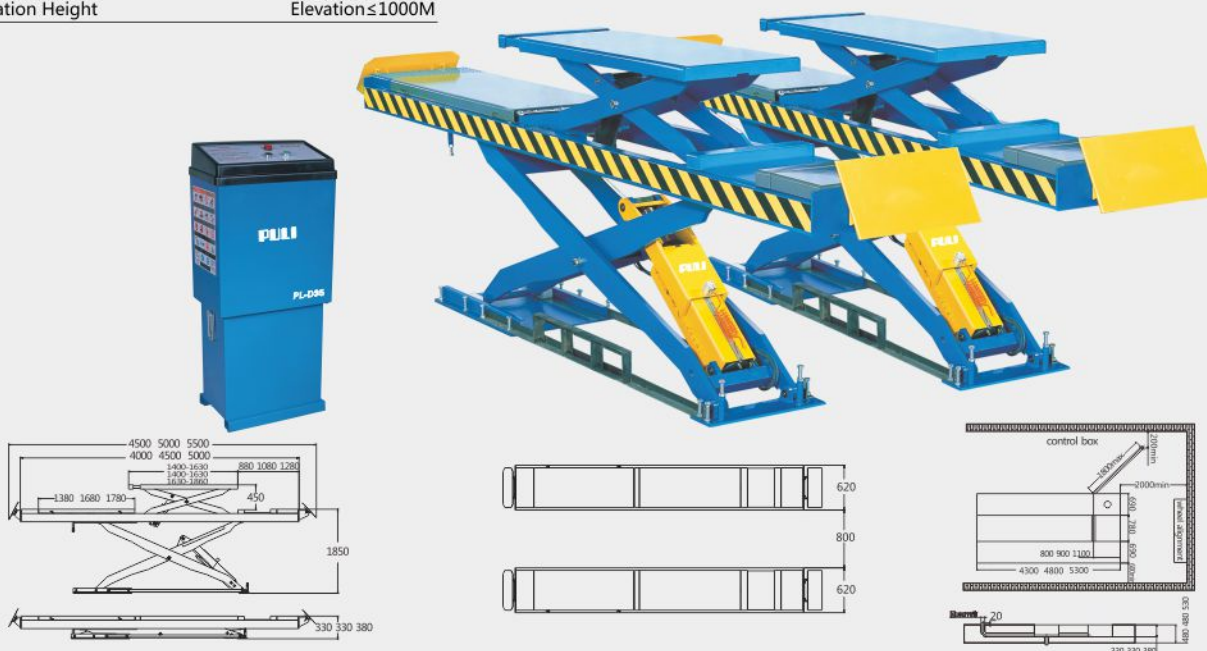
Adjustable son-lifting platform length is suitable for various types of automobile.



Sliding blocks adopt oil free super-wearable materials.



Adjustable position for the turntable of front wheel for rear wheel which could satisfy the auto with long or short axle



Model	Machine Body	Lifting Capacity Kg(lb)	Lifting Height mm()	Platform Height mm()	Platform Length mm()	Platform Width mm()	Lifting Speed (s)	Dropping Speed (s)	Width mm()	Length mm()
PL-D35	Main unit	3500 (7716)	1850 (72.8)	330 (13)	4000 (157)	620 (24.4)	≤55	≤55	2040 (80)	4500 (177)
	Auxiliary unit	3500 (7716)	450 (17.7)		1400-1630 (55-64)	550 (22)	≤20	≤20		
PL-D45	Main unit	4500 (9900)	1850 (72.8)	330 (13)	4500 (177)	620 (24.4)	≤55	≤55	2040 (80)	5000 (196.8)
	Auxiliary unit	4500 (9900)	450 (17.7)		1400-1630 (55-64)	550 (22)	≤20	≤20		
PL-D55	Main unit	5500 (12100)	1850 (72.8)	380 (14.9)	5000 (196.8)	620 (24.4)	≤55	≤55	2040 (80)	5500 (216.5)
	Auxiliary unit	5500 (12100)	450 (17.7)		1630-1860 (64-73)	550 (22)	≤20	≤20		

LARGE PLATFORM PROFILE SCISSOR LIFT FOR FOUR WHEEL ALIGNMENT

PL-D35B/D40B

This model, which is of a unique design, is an ideal lift specifically for the repair maintenance and four-wheel aligning of various of high-grade cars, middle&small trucks and buses, etc. With hydraulic lock and mechanical dual-gear safety-claw lock double safety device, automatically open when lowering. By lock operation can has the safety-claw located adversely, safe&reliable.

Features:


1. Luxurious scissor profile platform structure with super synchronization.
2. Level can be well adjusted to meet the need for wheel alignment.
3. Device perform stable and reliable work is relayed on imported hydraulic, pneumatic and electrical components.
4. The pneumatic self-locking system and anti-explosion pipe structure are automatic opening when lowering which ensure the safety of the device.
5. Ingenious and unique sliding system and closed platform, also don't need ground pits.
6. With trolley guide rail and can optional add the second lifting trolley.
7. The position of the front wheel turning table (optional part) is adjustable and suitable for various type of automobile.
8. With hydraulic lock and mechanical dual-gear safety-claw lock double safety device, automatically open when lowering. By lock operation can has the safety-claw located adversely, safe&reliable.

Technical Data:

Motor Power	2.2kw
Power Supply	380/220V
Noise Level	≤70db
Air Supply	6-8kg/cm²
Operating Ambient Temperature	5-40°C
Operating Ambient Humidity	30-95%
Storage Temperature	-25°C~55°C
Installation Height	Elevation≤1000M




Scissor concealing platform structure which occupied small space, also don't need ground pits.



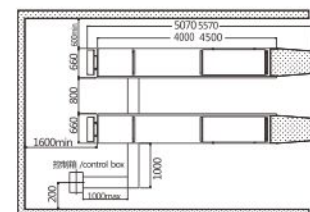
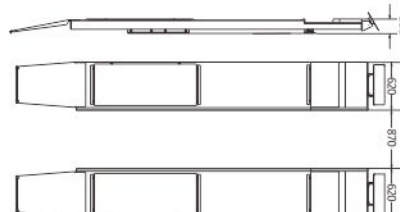
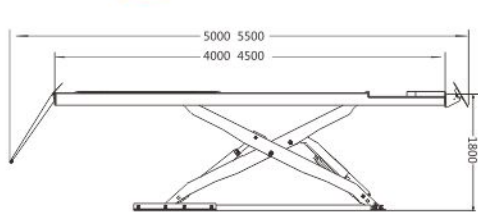
Lengthen sliding plate adopt rolling bearing design which occupied sliding flexible and small space especially for the four wheel alignment.



With hydraulic lock and mechanical dual-gear safety-claw lock double safety device, automatically open when lowering. By lock operation can has the safety-claw located adversely, safe&reliable.



Adjustable position for the turntable of front wheel for rear wheel which could satisfy the auto with long or short axle.



Model	Machine Body	Lifting Capacity Kg(lb)	Lifting Height mm(°)	Platform Height mm(°)	Platform Length mm(°)	Platform Width mm(°)	Lifting Speed (s)	Dropping Speed (s)	Width mm(°)	Length mm(°)
PL-D35B	Main unit	3500 (7716)	1800 (70.8)	180 (7)	4000 (157)	620 (24.4)	≤55	≤55	2110 (83)	5000 (197)
	2th lifting trolley	2000 (4409)	490 (19.3)		880-1280 (34.6-50.4)	175 (6.9)	≤10	≤10		
PL-D40B	Main unit	4000 (8818)	1850 (70.8)	180 (7)	4500 (177)	620 (24.4)	≤55	≤55	2110 (83)	5500 (216.5)
	2th lifting trolley	2000 (4409)	490 (19.3)		880-1280 (34.6-50.4)	175 (6.9)	≤10	≤10		

THE SECOND LIFTING TROLLEY

Ideal choice for all kinds of cars quick tire service and body related services, more convenient usage and more safe.

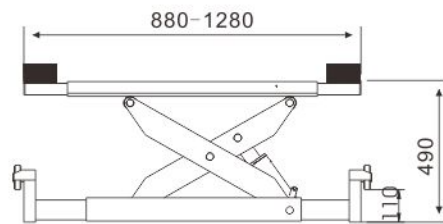
Features:

1. Scissor Structure, convenient for operation.
2. The support position can adjust for more cars.
3. Can optional fit for 4-post lift or large platform scissor lift.
4. With mechanic liable in stable lock.



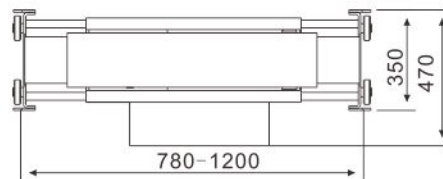
PL-X20D/X30D

The second lifting trolley(Electric)



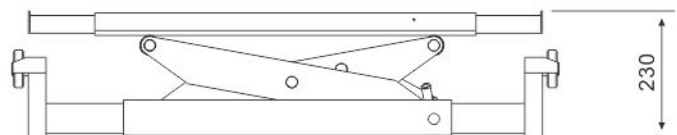
PL-X20Q/X30Q

The second lifting trolley(Pneumatic)



PL-X20S/X30S

The second lifting trolley(Manually)



Model	Lifting Capacity Kg(lb)	Lifting Height mm(")	Platform Height mm(")	Platform Length mm(")	Platform Width mm(")	Lifting Speed (s)	Dropping Speed (s)	Width mm(")	Length mm(")
PL-X20D	2000 (4409)	490 (19.3)	230(9)	880-1280 (34.6-50.4)	175 (6.9)	≤10	≤10	350 (13.8)	880 (34.6)
PL-X30D	3000 (6614)	490 (19.3)	230(9)		175 (6.9)	≤10	≤10	350 (13.8)	880 (34.6)
PL-X20Q	2000 (4409)	490 (19.3)	230(9)		175 (6.9)	≤10	≤10	470 (18.5)	880 (34.6)
PL-X30Q	3000 (6614)	490 (19.3)	230(9)		175 (6.9)	≤10	≤10	470 (18.5)	880 (34.6)
PL-X20S	2000 (4409)	490 (19.3)	230(9)		175 (6.9)	≤10	≤10	470 (18.5)	880 (34.6)
PL-X30S	3000 (6614)	490 (19.3)	230(9)		175 (6.9)	≤10	≤10	470 (18.5)	880 (34.6)

Automotive service equipment specialist

Tyre Changers



Wheel Balancers



Wheel Alignment



Nitrogen Generator



Lubrication Equipment



PULI MACHINERY CO., LTD.

Qidong Factory Add.:

Jiangtian Road Binghai Industry Zone, Qidong City, Jiangsu Province,
P.C.: 226236

Shanghai Factory Add.:

Xingguang Village Industry Zone, Anting, Jiading District, Shanghai,
P.C.: 201814

Guangzhou Factory Add.: No. A5, Yuanxia Industry Zone, Longgui,
Baiyun District, Guangzhou,
P.C.: 510410

Tel: 86-20-36747082/36350276/86274320/86274345

Fax: 86-20-36747055/36350987

Http://www.chinapuli.com

E-mail: export@chinapuli.com

PRODUCTS ARE UNDER UPDATING.
OUR COMPANY RESERVES THE FINAL
INTERPRETATION RIGHT FOR THE
CONTENT OF THIS CATALOGUE.